














# Registering the Camera with Windows

## Windows

If you have already installed or updated the device drivers for your camera, click [here](#)  to return to the previous view.

Instructions for installing or updating device drivers are divided according to camera type and the operating system used. You will be returned to the *Nikon View 4 Reference Manual* after reading the instructions for your camera and operating system.

Camera	Operating system
<b>COOLPIX5000</b> <b>COOLPIX995</b> <b>COOLPIX885</b> <b>COOLPIX775</b>	 <a href="#">Windows Millennium Edition (Me)</a>
	 <a href="#">Windows 98/98 Second Edition (SE)</a>
	 <a href="#">Windows 2000 Professional</a>
	 <a href="#">Windows Millennium Edition (Me)</a>
<b>COOLPIX990</b> <b>COOLPIX880</b>	 <a href="#">Windows 98/98 Second Edition (SE)</a>
	 <a href="#">Windows 2000 Professional</a>
	 <a href="#">Windows Millennium Edition (Me)</a>
<b>Nikon D1</b> <b>Nikon D1x</b> <b>Nikon D1H</b>	 <a href="#">Windows 98 Second Edition (SE)</a>
	 <a href="#">Windows 2000 Professional</a>
	 <a href="#">Windows Millennium Edition (Me)</a>
<b>D1 (driver update for those who are using the camera with existing copies of Nikon View DX or Nikon Capture)</b>	 <a href="#">Windows 98 Second Edition (SE)</a>
	 <a href="#">Windows 2000 Professional</a>